



Lesson 1.2: The Miraculous Catch of Fish

(Luke 5: 5-11)

Episode 1 – Long Journey [Timing: 13:17 to end]

Objective

- To explore Jesus's call to individuals, the choices we face, and the extraordinary things that ordinary people can do with God's help.

Summary of resources required this lesson

- Friends and Heroes Episode 1
- DVD player
- "I am a friend of Jesus" fish outlines (*Printable Resources – page 6*)
- Scissors and coloring pens
- Junk or cheap compact discs
- Printable, large sheet sticky labels for printing the fish outlines, or
- paper and suitable glue (*rubber or silicon-based products work well on CDs*)
- Self-adhesive, round or strip magnets
- Safety pins and sticky tape
- A large piece of netting

Summary of Friends and Heroes story

Leah and Rebecca run away from Macky's, Samuel's and Diana's home. They are taken by the Romans and put in jail. Samuel and Macky decide to rescue them – and do!

Prepare yourself – *Remember to pray first!*

Watch Episode 1: Ensure you are fully aware of the adventure storyline after the Daniel Bible story.

We will be highlighting that Samuel (Macky's father) had a difficult choice to make, and that Macky encouraged him to do the right thing, even though it meant taking a risk.

Starting off

Craft activity – Fridge Magnet or Badge

Materials

- DVD player and Friends and Heroes Episode 1
- “I am a friend of Jesus” fish outlines (*Printable Resources – page 6*)
- Scissors and coloring pens
- Junk or cheap compact discs
- Printable large sheet sticky labels for printing the labels – or paper and suitable glue (*rubber or silicon-based products work well on CDs*)
- For fridge magnets – self-adhesive, round or strip magnets
- For badges – safety pins and sticky tape

Preparation

Print and cut out a fish outline for each child.

Play the second part of this episode to your group from the end of the family scene immediately after the Daniel Bible story, to the end. (Start point = 13:17.)

Afterwards, let the children color in their own “I am a friend of Jesus” fish. Attach it to the shiny side of a junk or cheap CD. On the reverse side, attach the magnets or safety pins.

Once the fridge magnets/badges are made, remind the children of the story of Peter and Jesus they have just seen. Point out how amazing Jesus was:

- **crowds of people wanted to hear what he had to say, and he knew that Peter, James and John would catch more fish in one go than they could ever have imagined possible.**

Peter realized that Jesus was very special; and he thought that he wasn't good enough to be Jesus's friend (note: he actually says this in the video).

But Jesus wanted to be friends with Peter. He also wants to be friends with all of us. In order to be a Friend of Jesus we just need to respond to his call.

- If we have responded to his call we can wear our badges or place our fridge magnets with pride, knowing that what they say is true!

In deeper

DVD Scene Selection – 5: The Miraculous Catch of Fish

Materials

- DVD Player and Friends and Heroes Episode 1

Play the Miraculous Catch story again to the children (scene 5 in the scene selection menu), up to the point when the action moves to a night-time scene (ready for the Jail Break). Point out that in the following clip Samuel (Macky's father) is sad and worried because the girls Leah and Rebecca have run away, and he doesn't know what to do. Ask the children to think about the following question while they are watching:

- **Why does Macky think that this story will help encourage his father to do the right thing (i.e. rescue the girls)?**

The answer is given very clearly at the end of the story by Macky himself, so the children should be able to pick this up readily when you stop the scene and ask the question again.

Now use this response to widen the discussion into:

- Sometimes we are faced with difficult choices; and sometimes the right thing to do is the harder thing to do (just like for Samuel in the adventure story, and Peter in the Bible story). Encourage the children to describe the choices that Samuel and Peter were faced with.
- If you feel it is appropriate for your group, extend the discussion into whether the children have ever encountered any hard choices themselves, between what was right and wrong?

In particular with regard to the Bible story, encourage your children to explain why Peter initially thought he couldn't be a friend of Jesus; and then get them to explore why his final decision to go with Jesus (together with James and John) was the right one. In simple terms, the Christian church that we have today is here because of the risk these ordinary fishermen took so long ago.

Prayer time

Materials

- Paper and coloring pencils/pens
- Scissors
- Safety pins
- A large piece of netting [A suitable product should be available from your local garden center]

Encourage your children to draw, color and cut out their own picture of a fish. They may want to do something similar to the “I am a friend of Jesus fish” (see this lesson’s Printable Resources) – possibly incorporating their own name into the design. Then, using the safety pins, attach the fish to the netting. Make sure all the safety pins are properly closed.

With all the children sitting or lying on the floor, cover everyone with the netting. Encourage everyone to stay still and focus on the feel of the netting as it lies on them.

The following is a suggested prayer.

Dear Heavenly Father

We thank you for the fishermen, Peter, James and John, who so long ago responded to Jesus’s invitation to go with him and spread the good news of your love for everyone. We thank you that you touched their hearts and helped them make the right decision.

We thank you that we too can be friends of Jesus.

And we ask you to help us, in our ordinary lives, always to choose the right thing, even when that is the harder choice.





Amen

The net may be wall-mounted for display purposes afterwards.

Printable Resources

Lesson 1.2 – Fish Outlines

- Print onto paper and cut out one fish outline for each child for use in the Starting off section.



Extra, extra!

Lesson 1.2 – Fishy Quiz



The Bible mentions fish quite often – see how many of these fishy questions you can answer!



1. How many fish were used to feed the 5,000? (Mark Chapter 6)

2. Which Old Testament character was swallowed by a big fish?

3. Which two disciple brothers were fishermen? Simon Peter and _____ . (Mark 1)

4. What happened to the fish in the River Nile because of the plague of blood? (Exodus 7)

5. Jesus said that if a child asks for a fish you wouldn't give him a _____ . (Luke 11)

6. On what day did God create fish? (Genesis 1)

7. When Jesus appeared for the third time after his death he served his disciples with fish and _____ . (John 21)

8. In Matthew 17 what did Jesus tell Peter to find in the mouth of a fish?

And a bonus question:

In our adventure stories who showed my father a fish necklace he'd created long ago?

Answers:

1. Two. 2. Jonah (Jonah 1) 3. Andrew 4. They died. 5. Snake or serpent 6. The fifth day 7. Bread 8. A coin
Bonus Question: Rebecca